

# Seasonal Property Waste Management Guide



[www.vwrm.com](http://www.vwrm.com) • [info@vwrm.com](mailto:info@vwrm.com)

902 679 1325

@valleywaste





**CURBSIDE COLLECTION**  
takes place **bi-weekly**.  
Collection starts at **7am**.



**How to Stay Within the Limit**

Garbage (clear bags)	+ Recycling = (blue bags)	Total bags allowed
4	4	8
1	7	8
2	6	8
3	5	8



**Cardboard**

Maximum 2 flat bundles no larger than 3ftx2ftx1ft.



**Brush**

Maximum 2 tied bundles no larger than 4ftx2ft.

**HOUSEHOLD HAZARDOUS WASTE (HHW)**

A product is considered HHW if it bears a dangerous goods symbol, or if words such as danger, poisonous, caution, or warning appear on the label. They cannot be disposed of in regular garbage, and can be brought into our sites for free.

**VISITING OUR SITES**

Valley Waste operates two transfer stations, one in Lawrencetown, and one in Kentville that are open to the public. Additional waste can be brought to the sites. Visit our website for applicable tipping fees.

**CURBSIDE SET-OUT**

You are allowed a **limit of 8 bags** of which 4 can be garbage (only one solid bag can be included in your 4-bag garbage limit), and 4 bags can be recycling.

**Garbage should be in clear bags and recycling in blue bags.**

**Green carts** are assigned to the property you live in. Maximum weight limit not to exceed 100kg.

**ELECTRONICS**

Some electronics are accepted for free at ENVIRO-DEPOT™ and management sites. Cooling devices are not included.



**SORTING GUIDE**



Want reminders for collection day? Storm day updates? Questions about what goes where? **Download the Recycle Coach app** from either the Google Store or Apple Store.

**VALLEY WASTE CALENDARS**

Valley Waste's annual calendar with tips, and guides which can be found at your local town and village offices, Enviro-Depots, libraries, and the Valley Waste office. Some of the cottage associations have some as well.



**BATTERIES**

Some lithium batteries can be flammable. Ensure they are bagged or taped and bring to our site for free.



**WINTER & SPRING COLLECTION**

Winter and spring weather and road conditions can affect collection in some areas. Alternate collection days or other options may be offered. Please check with your cottage association

**Kentville Waste Management Site**

100 Donald Hiltz Connector, Kentville  
(Exit 14 on Hwy 101)

**Mon-Fri: 8am-4pm, Sat: 8am-noon**

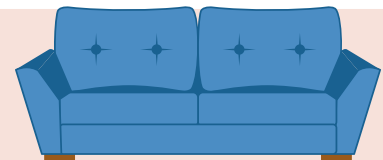
**Lawrencetown Waste Management Site**

343 Elliott Road, Lawrencetown  
(Exit 19 on Hwy 101)

**Tues-Fri: 8am-4pm, Sat: 8am-noon**

**SPRING & FALL CLEAN-UPS**

There are two bulky waste clean-ups annually, in the Spring and the Fall. See the Schedule on the back page.



Items should not be put out earlier than the weekend before Clean-up week, and **no later than 7am on the Monday of that week**. The truck will be along **ONCE** during that week. No specific day. For Clean-up rules, please visit our website.

**NOTE: Household Hazardous Waste, Electronics, Oil, Automotive Tires, Cooling devices, cardboard, garden waste, batteries and large auto parts will NOT be collected!**

**For more information, visit [www.vwrm](http://www.vwrm) or call 902-679-1325 or 1-877-927-8300**



## GREEN CART

### ORGANICS

- All food waste
- Sugar, flour, potato bags
- Leaves, brush, and plants.
- Coffee filters, and tea bags (no coffee pods)
- Soiled napkins/paper towels
- Cat litter
- Pizza boxes
- Residential cooking oil or fat
- Facial tissues
- Pine needles, pine cones and tree nuts



- **NO** plastic bags. Only use bags labelled Certified Compostable
- **NO** ashes (when cold put in clear garbage bag)
- **NO** milk cartons
- **NO** diapers, wipes or personal hygiene products

## BLUE BAG 1

### RECYCLABLE CONTAINERS

- All plastic containers
- All plastic bags
- Milk and juice containers
- Aluminum foil and plates
- Tin cans
- Glass bottles and jars
- All refundable beverage containers or return to an Enviro Depot™
- Detergent jugs/body care containers
- Styrofoam®\*/Polystyrene

\*Styrofoam® packing peanuts are garbage.

- **NO** paper
- **NO** plastic cutlery or straws
- **NO** disposable cups
- **MUST** be rinsed and clean

## BLUE BAG 2

### RECYCLABLE PAPER

- Boxboard (cereal and cracker boxes)
- Paper egg cartons & coffee trays
- Newsprint and flyers and paper gift wrap
- Paper (shredded and whole)
- Magazines, catalogues, phone books and paper back novels\*
- Envelopes
- Cardboard (flattened)

\*Remove covers from hard cover books first before placing in bag.

- **NO** plastic
- **NO** disposable cups
- **MUST** be clean and dry

## GARBAGE

### CLEAR BAGS

- Empty aerosol cans
- Potato chip bags
- Drinking straws
- Broken glass (safely packaged, placed besides clear bag)
- Foil gift wrap and ribbon
- Disposable wipes
- Diapers
- Candy wrappers
- Bubble mailers
- Coffee cups and coffee pods
- Cardboard cans (plastic lids can be recycled)

Use the Recycle Coach app to help with sorting & reminders.



## HOUSEHOLD

### HAZARDOUS WASTE (HHW)

HHW materials can be taken to the Management Centres during regular hours.



**Empty oil and antifreeze containers** are also accepted or search locations and items at [www.uoma-atlantic.com](http://www.uoma-atlantic.com)



## OTHER

### Electronics

Many electronics can be dropped off for recycling. See locations and accepted items at [recycleMYelectronics.ca/ns](http://recycleMYelectronics.ca/ns)



### Batteries

Drop off at our Management Centres or find the nearest location at [www.call2recycle.ca](http://www.call2recycle.ca)

### Clothes/Textiles

Donate old clothes, shoes and textiles to a local charity.



### Medications/Sharps

Pick up a safe sharps container at the pharmacy. For more info visit [pans.ns.ca](http://pans.ns.ca)



# Green Cart Tips

**KEEP YOUR CART CLEAN** to help avoid pests and rodents

- ◆ Hose out your cart on a regular basis
- ◆ Wrap food in cereal/cracker boxes or newspaper
- ◆ Refrigerate or freeze smelly items until collection
- ◆ Put cat litter in paper bags or recommended compostable bags



**DON'T OVERFILL YOUR CART**

The **maximum capacity is 220 lb (100kg)**. Carts exceeding this weight cannot be lifted by the hydraulics on the collection truck. Brush must also be cut to fit in a cart or bundled for collection. Empty your cart on a regular basis to avoid overloading it.



**DON'T PUT HOT ASHES IN YOUR CART**

Ashes put in the green cart can cause a fire. Ashes are generally fine for your backyard compost pile. If you are unable to put ashes in your garden, put ashes outside until they are cold before putting them in a clear garbage bag for collection. Do not put ashes in your green cart as they could contain metal pieces or other items.

**DON'T LOCK US OUT!**

Bungee cords and locks must be opened or removed before collection. Drivers are not responsible for replacing them on your cart.



*Each year over 9,000 tonnes of organics are collected in green carts and turned into compost.*

**WINTER COLLECTION (How to stop contents in carts from freezing)**

- ◆ Put a layer of balled-up paper in the bottom of the cart or spray your cart with cooking spray to stop food from sticking to the side of the cart.
- ◆ Wrap food waste in paper products (cracker/cereal boxes) to help reduce moisture that can freeze. Using compostable paper bags to stop food from sticking to the sides of the cart.
- ◆ When setting out carts, do not place in snow banks or set on icy surfaces. Carts should be set out no further than 15 feet from the curb and not impede pedestrian, vehicular traffic or snow plows.

## What Goes In Your Green Cart



### Paper Products

- Greasy pizza boxes
- Paper towel, and napkins
- Waxed paper
- Paper bags
- Paper plates
- Facial tissues

### Other Items

- Wood chips (bagged)
- Popsicle sticks
- Sawdust (in paper bags)
- Toothpicks
- Houseplants
- Hair, and pet fur
- Nail clippings
- Feathers
- Leaves, and grass clippings

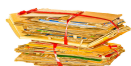
### Paper Recycling (Blue Bag)

- Boxboard (cereal & cracker boxes)
- Paper cartons & coffee trays
- Newsprint, flyers & gift wrap
- Paperback novels, magazines, and catalogues
- Paper & envelopes (shredded or whole)

### Food Waste

- Bones
- Bread/buns/ baked goods
- Candy, and popcorn
- Cereal, oatmeal, and grains
- Fruit
- Popcorn
- Fish, and shellfish
- Coffee filters, and grounds
- Corn cobs, and husks
- Dairy products, Cheese
- Nuts and shells
- Rice, and pasta
- Eggs, and shells
- Tea Bags
- Gravy and sauces
- Herbs and spices
- Yogurt
- Grease/lard/fat/butter
- Vegetables
- Meat products
- Jams and jellies
- Flour (in paper bag)
- Sugar, and syrup
- Cooking Oil

### What Goes In Your Recycling



#### Cardboard

- Maximum 2 flat bundles no larger than 3ftx2ftx1ft.

See [sorting guide](#) for more information on waste disposal.

## What Does NOT Go In Your Green Cart



### Garbage - Clear Bag

- Aluminum foil (dirty)
- Plastic drinking straws
- Chip bags, and candy wrappers
- Dryer sheets
- Disposable cups
- Pet Waste
- Sanitary Products, and diapers
- Ceramics
- Coffee pods
- Candy wrappers

### Other

- Textiles - donate or garbage
- Rocks
- Tree stumps
- Wood (Large amounts or treated)
- Hazardous Waste - Bring to our sites for free disposal

### Container Recycling (Blue Bag)

- Aluminum foil and plates
- Glass jars
- Milk cartons
- Cereal box liners (clean)
- Plastic bags (clean)
- Styrofoam
- Tin cans

If you got an OOPS! Sticker on your green cart you might have put something in it that isn't compostable.

Your green cart can take a lot of different items but not everything is compostable. Check out the list below to see some of the things not accepted in the green cart and where they should go for proper disposal.



### Hints on Using Your Green Cart

- Place your mini bin in a convenient location in your kitchen and empty it frequently — every day or every second day. It is also important to clean your mini bin frequently and wash your hands after using it.
- Place your green cart in a convenient location outside your home.
- Wrap table scraps in paper or boxboard before placing them in the cart.
- Do not use plastic bags to line your mini bin or green cart. Plastic is not compostable. Only use compostable bags that display the following symbols:



COMPOSTABLE IN INDUSTRIAL FACILITIES  
Check locally, as these do not accept all many materials. Not suitable for backyard composting.  
CERT # SAMPLE

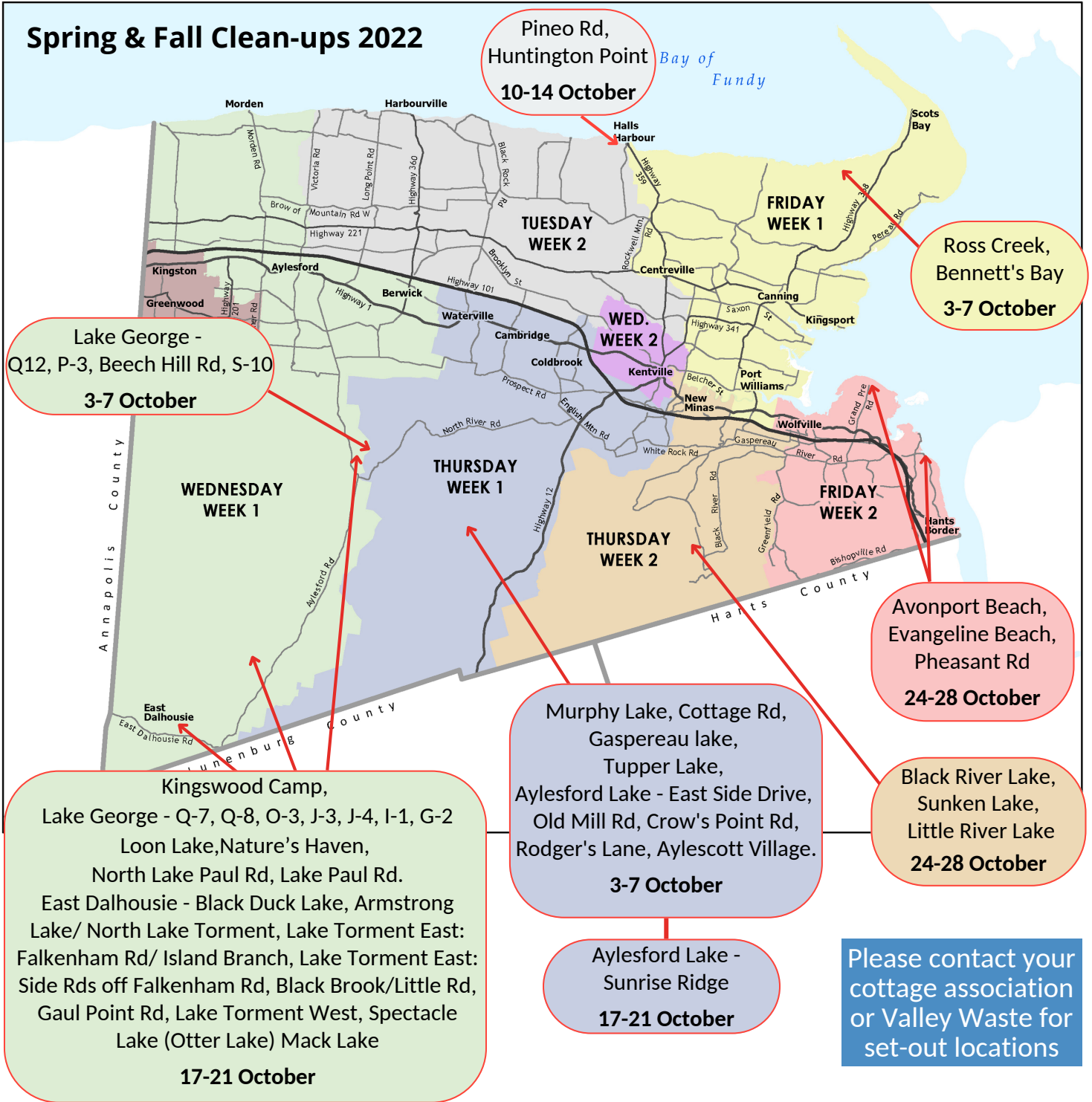
- Remove plastics from boxboard (i.e. plastic liners from cereal boxes and plastic windows from tissue boxes).

# Clean-up Rules

## Items that are **NOT** collected at Clean-ups



- Maximum **20** items per household. An item is a single object, bag or container or securely tied bundle. The bundle can measure up to 4ft in length.
- **No** recyclables (see picture on left for items not accepted)
- Bagged items **must** be in clear bags
- Do **NOT** use cardboard boxes
- Collection will happen on **one day** during your Clean-up Week (no specified day)
- Please remove batteries from items



## Black bears and other wildlife live near you

No one wants a nuisance bear that depends on foods associated with humans. This leads to problems where the bear must be relocated or destroyed.

Learn how to remove food sources from around your home.



What attracts bears	How to keep bears away
<b>Green Bins</b>	<ul style="list-style-type: none"> <li>store in a shed until pick-up day</li> <li>put out on the morning of green bin pick-up, NOT before</li> <li>clean with a solution of 1 part bleach to 9 parts water after every pick-up</li> <li>freeze these items and put them in the bin just before pick-up                             <ul style="list-style-type: none"> <li>meat, bones, fat, seafood shells</li> <li>fruit and vegetable waste such as peels, cores, rotting leaves</li> </ul> </li> </ul>
<b>Garbage Containers</b>	<ul style="list-style-type: none"> <li>store in a shed until pick-up day</li> <li>put out on the morning of garbage pick-up, NOT before</li> </ul>
<b>Garden Compost</b>	<ul style="list-style-type: none"> <li>stir often to help decomposition</li> <li>sprinkle lime on smelly compost</li> <li>exclude kitchen scraps during bear season</li> </ul>
<b>Bird Feeders</b>	<ul style="list-style-type: none"> <li>avoid using bird feeders in bear season (April - October)</li> </ul>
<b>Barbecues</b>	<ul style="list-style-type: none"> <li>burn off grill at high temperature after every use</li> <li>clean often</li> <li>cover when not in use</li> </ul>
<b>Pet Food Bowls</b>	<ul style="list-style-type: none"> <li>keep indoors</li> </ul>
<b>Fruit Trees</b>	<ul style="list-style-type: none"> <li>pick fruit as soon as it ripens</li> <li>remove fallen fruit</li> </ul>

## Build a Waste Storage Unit



Waste storage is an important part of waste management, especially in wilderness areas. Below are a few important points to remember about waste storage and curbside collection.



- Between collections, waste must be stored so that it is weather proof and not accessible to animals
- Any waste left by the curbside collector must be removed from roadside by the end of the collection day
- The curbside driver will collect bags directly from cans or a storage bin container as long as it is within 5 metres from the side of his truck. It can be a constructed bin or store-bought cans
- If more than one address is sharing a storage bin, please label so the driver will know
- If accessed from the top, the bin front should not be higher than 3 feet in the front
- The front of the bin must be shoveled and sanded/salted in winter months
- The driver will not collect if there are animals present in the bin
- Keep raccoons out of the green cart with a bungee cord across the lid
- Inspect your bin and green cart regularly for signs of rodents. If rodents have chewed through, discontinue using the bin until pest control can be administered. If the green cart has been chewed through, call us for replacement (there is no charge for rodent damage to a cart).



Below are links to various DIY garbage bin plans as well as those who sell storage bins .

### Builders who Sell Garbage Bins

Carleton Road Industries, Lawrencetown - [www.carletonroadindustries.com](http://www.carletonroadindustries.com)  
<http://www.brwoodworking.ca/outdoor-furniture.php>  
<https://www.kijiji.ca/b-nova-scotia/garbage-bin/k0l9002?dc=true>  
<https://www.kijiji.ca/v-patio-garden-furniture/annapolis-valley/garbage-bins/1509843829?undefined>

### DIY Plans

<https://canadianhomeworkshop.com/2107/project-plans/hide-your-bins-in-a-handy-trash-centre#projecttabs>  
<https://designsbystudioc.com/build-diy-garbage-bin/>  
<https://www.bobvila.com/articles/diy-trash-can-shed/>